

**SHAPES TO  
INSPIRE**








## RAISING THE STANDARD

Every day our goal is to find more ways to improve life in and around the bathroom and kitchen, sometimes in obvious ways, other times in more subtle ways. We examine everything and are willing to challenge everything. No matter how good our products are today, we know we can always be better tomorrow.

Not just "our standard," but "the standard" for living healthily, responsibly and beautifully everywhere. It's "the standard" we've set and reset since 1996. It is "the standard" that is reflected in every product we make and represented in our highest ambition and deepest commitment to our employees, partners, trade professionals and customers worldwide.

At Corsa, we raise the standard by making technologies and designs accessible



[www.corsabath.com](http://www.corsabath.com)



## ABOUT US

Established in 1996, Corsa is a highly reputed name engaged in manufacturing and supplying a complete range of Bath Fittings. Backed by a team of qualified professionals, we have been able to bring forward the best quality products. We have established a strong foothold in the national as well as international market by supplying the product to most demanding markets. Our products are processed using finest quality basic material, which ensures their high quality standards and efficiency. Our quality analysts test each lot of the finished products on well-defined parameters, thus ensuring compliance with international standards.

### PRODUCTS

We serve as the manufacturer and supplier of Luxurious Bath Fittings. Our products are developed using accurate metal compositions and advanced manufacturing techniques, which ensure the quality, durability and credibility of our range. Further, we also offer our products in various customized speculation as per the requirements of our clients and industrial application to the products.

### QUALITY

Quality and perfection are the driving forces at our organization, that are actively taken care while manufacturing our offered products. For the production of these products, we have used best quality factor inputs that are obtained from reliable vendor base.

As an ISO 9001:2015 certified company, we always maintain quality in the following process like basic component procurement, processing, packaging and so on. In addition, our range also undergoes through a strict quality check procedure that ensure that its high quality standards. The quality procedure followed at our end also satisfies our international clients.

### VISION

Our vision is to be a world-class manufacturing enterprise employing lean and agile methods that poise us for fast, sustainable growth. We want to be a leading provider of innovative kitchen and bathroom solutions. With brand Corsa, we have stayed true to our mission of constant improvement and innovation. It is also our vision to be a complete water solutions provider.

### INFRASTRUCTURE

We have established well developed infrastructure equipped with latest technology and advanced machinery, quality testing and warehousing facilities. Our infrastructure is divided into various sections to maintain the flow of work. Therefore, it helps in implementing proper coordination enabling efficient business activities.

### RESEARCH & DEVELOPMENT

We possess a well equipped research and developed unit managed by experts who conduct various experiments and researches on essential matters. Due to their untiring efforts, we are able to reach to the heart of our clients across the globe. Customer's complaints, market survey and feedback from periodic market research, etc. provide inputs to our experts with which they redesign and develop products according to latest trends and client's requirements.



# The excellence in the manufacturing process

Creative & innovative methods in manufacturing deliver the cutting edge in Bath Products. Corsa has a distinct edge due usage of the latest manufacturing technologies to produce a very wide range of Exclusive Product as Per Customers Imaginations

The latest state of art machines and equipments were inducted by Corsa, which will used to convert concepts into reality. The Company is flexible to adopt the external market shifts and this continues to remain as the sustained strategy of being focused and aligned with market realities.



## Design



## Moldes

Corsa makes Die/Mould itself by using of high class VMC Machine to get a beautiful shape and size.



## Casting

Corsa uses Ingots and Honey Brass as a raw material which comes with a fixed percentage of copper and lead unlike others where scrap is mixed with zinc in an uncontrolled environment. Corsa has an in house electric furnace with thermostatic control.



## Sand core pullers extraction

Corsa makes Die/Mould itself by using of high class VMC Machine to get a beautiful shape and size.



## Machining

Corsa uses CNC Lath Machine & Heavy duty imported double spindle machines for machining processes like Boring, Turning, Drilling.



## Polishing

We grind the faucet to give smooth finish and check every single piece for our satisfaction.



## Quality control

Every product first assembled, checked and go through a high water flow testing.



## Assembly

After casting, machining and electroplating, products are ready to assembled. Our assembling unit is perfect for their work.



## Polishing

We grind the faucet to give smooth finish and check every single piece for our satisfaction.



# SQUARE-F SERIES



3/4" CARTRIDGE



**SF-401 A**  
Pillar Cock Extended Body  
LKR:37,500



**SF-401 B**  
Pillar Cock High Neck  
LKR:25,800



**SF-401**  
Pillar Cock  
LKR:15,975



**SF-402**  
Bib Cock  
LKR:15,300



**SF-403**  
Long Body  
LKR:15,600



**SF-404**  
Angle Cock  
LKR:14,775



Concealed Stop Cock  
**SF-405** (15mm) LKR:16,275  
**SF-405 A** (20mm) LKR:16,950



**SF-405 B**  
Concealed Stop Cock 25mm

NEW



**SF-406**  
Angle Cock Two Way  
LKR:22,650



**SF-407 A**  
Bib Cock Two Way Single Handle  
LKR:21,600



**SF-408**  
Sink Cock  
LKR:17,925



**SF-409**  
Swan Neck  
LKR:21,563



**SF-411**  
Single Lever Basin Mixer Heavy  
LKR:46,725



**SQUARE-F**  
SERIES

¾" CARTRIDGE



**SF-410**  
Sink Mixer  
LKR:42,600



**SF-411 B**  
Single Lever Basin Mixer Standard



**SF-411 A**  
Single Lever Extended Body  
LKR:77,025



**SF-412**  
Centre Hole Basin Mixer  
LKR:41,625



**SF-413**  
Wall Mixer with 'L' Bend  
LKR:47,775



**SF-413 A**  
Wall Mixer with Crutch



**SF-414**  
Wall Mixer 3 in 1  
with 'L' Bend  
LKR:51,600



**SF-415**  
Single Lever Diverter  
40mm High Flow  
LKR:51,600



**SF-415 A**  
Single Lever Diverter  
45mm High Flow



**SF-415 B**  
Single Lever 5 Way  
Diverter (3 inlet)



**SF-416**  
Spout Tip Ton  
LKR:19,125



**SF-417**  
Spout Plain  
LKR:13,950



**SF-418**  
Single Lever Wall Mixer  
Provision for Hand Shower



**SF-419**  
Flush Cock 25mm (Half Turn)



**SF-420**  
Single Lever Basin Mixer  
Wall Mounted with  
Heavy Casted Spout  
LKR:65,250



**SF-421**  
Deutsch Mixer



NEW



# SAPPHIRE SERIES



**SA-1301 A**  
Pillar Cock Extended Body  
LKR:21,563



**SA-1301**  
Pillar Cock  
LKR:11,925



**SA-1302**  
Bib Cock  
LKR:10,125



**SA-1303**  
Long Body



**SA-1304**  
Angle Cock  
LKR:9,075



Concealed Stop Cock  
**SA-1305**(15mm) LKR:11,925  
**SA-1305 A** (20mm) LKR:12,150



**SA-1306**  
Angle Cock Two Way



**SA-1307**  
Bib Cock Two Way Single Handle  
LKR:12,975



**SA-1308**  
Sink Cock  
LKR:15,300



**SA-1309**  
Swan Neck  
LKR:15,450



**SA-1310**  
Sink Mixer



**SA-1311**  
Single Lever Basin Mixer  
LKR:32,213



**SA-1312**  
Centre Hole Basin Mixer



**SA-1313**  
Wall Mixer with 'L' Bend  
LKR:37,125



**SA-1313 A**  
Wall Mixer with Crutch



**SA-1314**  
Wall Mixer 3 in 1 with 'L' Bend  
LKR:42,075



**SA-1315**  
Single Lever Diverter  
40mm High Flow



**SA-1315 A**  
Single Lever Diverter  
45mm High Flow



**SA-1315 B**  
Single Lever 5 Way Diverter (3 inlet)



**SA-1316**  
Spout Tip Ton



**SA-1317**  
Spout Plain



**SA-1319**  
Flush Cock 25mm Half Turn





**QUBIX**  
SERIES

**NEW**  
SERIES



**QU-6812**  
Centre Hole Basin Mixer



**QU-6801 A**  
Pillar Cock Extended Body  
LKR:18,000



**QU-6801**  
Pillar Cock  
LKR:7,950



**QU-6802**  
Bib Cock  
LKR:7,125



**QU-6803**  
Long Body



**QU-6804**  
Angle Valve  
LKR:6,450



Concealed Stop Cock  
**QU-6805** 15mm LKR:8,475  
**QU-6805 A** 20mm LKR:8,925



**QU-6805 B**  
Concealed Stop Cock 25mm



**QU-6807 A**  
Bib Cock Two Way Single Handle  
LKR:11,100



**QUBIX**  
SERIES



**QU-6806**  
Angle Cock Two Way  
LKR:11,100



**QU-6808**  
Sink Cock  
LKR,12,300



**QU-6809**  
Swan Neck  
LKR:12,600



**QU-6810**  
Swan Neck



**QU-6811**  
Single Lever Basin Mixer  
LKR:30,075



**QU-6810 A**  
Wall Mixer Non Telephonic



**QU-6813 A**  
Wall Mixer with Crutch



**QU-6813**  
Wall Mixer with 'L' Bend



**QU-6814**  
Wall Mixer 3 in 1 with 'L' Bend  
LKR:35,250



**QU-6815**  
Single Lever Diverter  
40mm High Flow  
LKR:42,450



**QU-6815 A**  
Single Lever Diverter  
45mm High Flow



**QU-6815 B**  
Single Lever 5 Way Diverter  
(3 Inlet)



**QU-6816**  
Spout Tip Ton  
LKR:14,625



**QU-6817**  
Spout Plain  
LKR:9,825



**QU-6819**  
Flush Cock 25mm Half Turn



**PRADA**  
SERIES



**PR-501 A**  
Pillar Cock Extended Body  
LKR:18,000



**PR-501**  
Pillar Cock  
LKR:7,950



**PR-502**  
Bib Cock  
LKR:7,125



**PR-503**  
Long Body



**PR-504**  
Angle Cock  
LKR:6,450



Concealed Stop Cock  
**PR-505** (15mm) LKR:8,475  
**PR-505 A** (20mm) LKR:8,925  
**PR-505 B** (25mm)



**PR-506**  
Angle Cock Two Way  
LKR:11,100



**PR-507 A**  
Bib Cock Two Way Single Handle  
LKR:11,100



**PR-508**  
Sink Cock  
LKR:12,300



**PR-509**  
Swan Neck  
LKR:12,600



**PR-510**  
Sink Mixer  
LKR:25,950



**PR-510 A**  
Wall Mixer Non Telephonic



**PR-511**  
Single Lever Basin Mixer  
LKR:30,075



**PR-511 A**  
Single Lever Extended Body



**PR-512**  
Centre Hole Basin Mixer



**PR-513**  
Wall Mixer with 'L' Bend



**PR-513 A**  
Wall Mixer with Crutch



**PR-514**  
Wall Mixer 3 in 1  
with 'L' Bend LKR:35,250



**PR-515 A** Single Lever Diverter  
40mm -



**PR-515 B** Single Lever Diverter  
35mm -

**PR-515**  
Single Lever Diverter  
40mm High Flow  
LKR:42,250



**PR-516**  
Spout Tip Ton LKR:14,625



**PR-517**  
Spout Plain LKR:9,825



**PR-518**  
Single Lever Wall Mixer  
Provision for Hand Shower



**PR-519**  
Flush Cock 25mm Half Turn



**PR-520**  
Single Lever Basin Mixer  
Wall Mounted with Heavy  
Casted Spout



**PR-521**  
Deutsch Mixer

NEW





# ABS OVERHEAD SHOWER

ABS SHOWER WITH ARM



**OH-02**  
Jumbo Shower



**OH-03**  
Super Shower



**OH-04**  
Bold Shower 5"x5"



**OH-05**  
Vintage Shower  
LKR:6,450



**OH-06**  
Desire Single Flow Shower



**OH-07**  
Desire Multi Flow Shower



**OH-08**  
Polo Shower



**OH-09**  
Qubix Shower  
LKR:6,450



**OH-10**  
Rainy Shower



**OH-11**  
Roca Shower (Push Type)  
Multi Flow



**OH-12**  
Misty Shower  
LKR:6,450



**OH-13**  
Delta Shower





## OVERHEAD SHOWER

ABS SHOWER WITH BRASS ARM



**OHA-01**  
Baleno Multi Flow  
(Self Clean)



**OHA-02**  
Croma  
LKR:5,400



**OHA-03**  
Prime  
LKR:5,400



**OHA-04**  
Lilly  
LKR:6,450



**OHA-05**  
Crista Shower  
LKR:5,625



**OHA-06**  
Grand



**OHA-07**  
Joy



**OHA-13**  
Opera Shower



**OHA-16**  
Golf Shower



## BRASS OVERHEAD SHOWER

WITH BRASS ARM



**OHB-01**  
Almond Shower (Brass)



**OHB-02**  
Royal Shower (Brass)



**OHB-03**  
Diamond Shower (Brass)



**OHB-05**  
Shine Shower (Brass)



**OHB-06**  
Delux Shower (Brass)



**OHB-07**  
Aqua Shower (Brass)



**OHB-08**  
Omega Shower (Brass)



**OHB-09**  
Angel Shower (Brass)



**OHB-10**  
Ket Shower (Brass)



# RAIN SHOWER

ABS RAIN SHOWER



**RS-04**  
Rainy 8"



**RS-05**  
Bold 8"x8"



**RS-06** Qubix (6"x6")  
**RS-07** Qubix (8"x8")



**RS-35**  
Disc 10"




## RAIN SHOWER



**Sandwich Square**

**RS-18** (6"x6")  
**RS-19** (8"x8")



**Ultra Slim Square**

**RS-22** (6"x6") LKR:7,950  
**RS-23** (8"x8") LKR:9,600




## 5MM RAIN SHOWER



**RS-14** (6"x6") LKR:7,950  
**RS-15** (8"x8") LKR:9,600

## 8mm BRASS RAIN SHOWER



**RS-09** (6"x6")  
**RS-10** (8"x8")





# TELEPHONIC SHOWER

WITH 1.5 MTR.



EXPANDABLE HOSE PIPE & HOOK



**TS-01**  
Splash



**TS-02**  
Qubix



**TS-03**  
Super



**TS-04**  
Rainy



**TS-05**  
Vintage



**TS-06**  
Polo



**TS-08** Roca  
Push Type Dual Flow



**TS-09**  
Glamour  
LKR:7,950



**TS-10**  
Milano  
LKR:7,950



**TS-11**  
Desire Single Flow



## BRASS SHOWER ARM

### SQUARE ARM



**SAS-01**  
Square Shower Arm 12" Brass  
LKR:7,950



**SAS-02**  
Square Shower Arm 15" Brass  
LKR:9,600



**SAS-03**  
Square Shower Arm 18"



**SAS-04**  
Square Shower Arm 21"



**SAS-05**  
Square Shower Arm 24"

## BRASS SHOWER ARM ROUND



**RAS-01**  
Round Shower Arm 12"



**RAS-02**  
Round Shower Arm 15"



**RAS-03**  
Round Shower Arm 18"



**RAS-04**  
Round Shower Arm 21"



**RAS-05**  
Round Shower Arm 24"

## SS 304 SQUARE SHOWER ARM

NEW



**SAS-06 SS**  
Square Shower Arm 12"



**SAS-07 SS**  
Square Shower Arm 15"



**SAS-08 SS**  
Square Shower Arm 18"



**SAS-09 SS**  
Square Shower Arm 24"



# BRASS HEALTH FAUCETS

WITH 1MTR. **304** STAINLESS STEEL EXPANDABLE HOSE PIPE & HOOK

**NEW**

**HF-36**  
Dove



**HF-12**  
Prada



**HF-02**  
Florence



**HF-04**  
Hero

LKR:9,300



**HF-05**  
Sleek

LKR:9,300



**HF-06**  
Oval

LKR:9,300



**HF-07**  
Passion



**HF-08**  
Diamond



**HF-09**  
Nano



**HF-10**  
Square  
LKR:10,425



**HF-11**  
Idea Dolphin







FAUCETS | ACCESSORIES | SHOWERS | KITCHEN SINK | PTMT | VANITY | SANITARYWARE



## FUTURE BATH PRODUCT PRIVATE LIMITED

email : [corsabath@gmail.com](mailto:corsabath@gmail.com)

Follow us on [!\[\]\(339a16584d5da0f0a3ca4e9ec17bf6a1\_img.jpg\)](#) [!\[\]\(e06a1d39938b2f5d7a2c3618fea4f77f\_img.jpg\)](#) [!\[\]\(23ac9e28f2600a1e787d149d7f76716a\_img.jpg\)](#) @ corsabath

Due to Regular Research and development & Time to time technical Up gradation  
Company reserves the right to vary specifications without notice.  
Accessories shown may not be part of standard product.

